How to complete the template (guidance for local authorities)

Which projects do I enter information about?
The template is for local authorities to show local groups how they plan to invest in capital projects to get good outcomes for pupils with education, health and care (EHC) plans for their special educational need or disability.

The template **should** include:

All capital projects at a range of provision including mainstream and special schools designed to create new (additional) places, build new facilities or improve existing facilities to benefit pupils with EHC plans. This includes investment in mainstream and special provision for children and young people aged 0-25.

This **must** include capital projects funded fully or partially through the special provision fund allocation
This **may** include expenditure on capital projects funded via other funding (where applicable) up until the financial year 2020/21.

The template should **not include** whole new centrally-funded free schools. Money from the special provision capital fund cannot be spent on revenue (i.e. staffing costs and training) and revenue expenditure should **not** be included on the form.

The local authority should not enter costings for any project where this constitutes commercially sensitive information, for example, if contracts have not yet been tendered. The local authority may choose to set out indicative costings and mark this in the comments box. Where all costs are not entered when the plan is first published the local authority should republish the plan once costs can be included.

There are two forms to complete on the 'input form' tab

1. Project information form	Complete this for each project
2. Consultation form	Complete this for each group you have consulted about any of the projects. This table must include information about how you have consulted parents and carers.

If you find that you need to enter more rows of information please press the 'Click here if you would like to add a new row' button.

How to enter information:
Click 'Enable content' at the top of the form.

Information about overall funding

All information is entered into the 'input form' tab. The information you enter here generates your local authority's plan output.

Select your local authority from the drop-down list at cell E3 'Select Local Authority'.
The amount your local authority will receive from the special provision fund will be automatically added to the cell E5.

In **cell E6** [if applicable] enter any other funding that your LA plans to invest in new (additional) places or improvements to facilities for pupils with EHCs plans up until and including for the financial year 2020/21.

In **cell L3** enter the date of the last update (today's date).

Information about individual projects

Each project should be entered into the input form. This includes both investment in additional places and investment in facilities in all provision types.

For **all** projects enter the following information:

Provision URN (column B)	Please enter the URN of the provision (i.e. school, college or other provision) that the project is based at. If the funding is used towards provision that has not yet been built and therefore does not have a URN please leave this cell blank.
Provision name and address (column C)	Enter provision name and address including postcode. If school covers more than one site please enter the address of the site that the project will be located at.
Provision category (column D)	Select provision type from drop-down box. (See a full list at the end of this form showing how provision types are categorised). Select 'other' if provision type is not listed and add further information in the comments box at column N 'Optional additional information'.
Ofsted judgement (column E)	Select from drop-down list the school's Ofsted grading at its last inspection before this plan is published or updated. The grade for special units should be listed as the Ofsted grading of the school.
Age range for project (column F)	Select from drop-down list the age range that the new places or the facilities' improvements are for.
For investment in new (additional) places	Please complete the following column(s) where the project involves creating new school places (adding to the number of places the school can provide)
Special provision fund investment in additional places (column G)	Enter how much the LA plans to invest in new places with funding from the special provision fund

Other investment in additional places (column H)	Where applicable enter how much the LA plans to invest in new places with any other funding.
Special provision fund additional places (column I)	Enter the number of places you plan to create from special provision funding for this project. Where additional places have been created using a combination of the special provision fund and other funding please estimate how many places have been created from each.
Other investment additional places (column J)	Enter the number of places you plan to create from other funding for this project.
Total number of places (column K)	Enter the total number of places that the investment in additional places will create (this should be the same as column I plus column J).

For investment in facilities	Please complete the following column(s) where the project involves improving facilities at the school
Special provision fund investment in facilities (column L)	Enter how much the LA plans to invest in improvements to facilities with money from the special provision fund.
Other investment in facilities (column M)	Where applicable enter how much the LA plans to invest in improvements to facilities with any other funding.

Projects should cover either one or both of the objectives (investment in additional places and/or improvements to facilities). Where projects cover both aims please estimate how much funding will be or is used for additional places and how much goes to improving facilities.

Additional information for each project	
Type of SEN or disability that the project is designed to meet (column N)	Please enter information about the needs of the pupils that you plan to create additional places and/or improve facilities for. This could be general, or state specific needs depending upon the purpose of the project and the intake of the school.
Additional information about each project (column O)	Enter additional information about the aims of the project. This should include a short explanation of how this fits into the wider strategic plan. This might also include, for example, a brief explanation of which facilities the LA plans to improve.

Local authorities should create a link to their wider strategic plan. They can include refer to more detailed information about specific projects by linking to documents that they publish on their website. This might include a consultation document or further details about the project.

Required information about consultation

Local authorities are **required** to consult parents and carers about their plans and they should consult other groups. They need to do this before they receive their allocation and list the groups consulted. They can also publish the plan before they have consulted and re-publish afterwards making any changes if required.
Information needs to be set out in the consultation table that is below the project table on the input form.

Column B (Group)	Enter the type of group consulted and/or the group's name. For example, local parent group, VCS organisation or school.
Column D (date and method of discussion)	This should include whether and when meetings took place or if consultation took place via other means i.e. via email.
Column F (Topic(s) of discussion)	Include a summary of what the conversation was about.
Column N (Outcome including any changes as a result of the conversation)	Explain what points were agreed, what decisions or actions came out of the discussion, and what (if any) changes were, or will be made to plans.

Other information

Password: provision1	The purpose of the password is to unlock tabs or sheets that show how the spreadsheet works. You do not need to use the password to complete the spreadsheet.

Input form for Local Authority to complete

Local authority	**Buckinghamshire**	Date of last update	03/02/2020
Local authority's special provision fund allocation	£4,199,159	**Total planned expenditure on projects: special provision fund**	£4,188,980
Other investment the local authority plans to make in SEND capital up until 2021		**Total planned expenditure on projects: other funding up until 2021**	£1,910,582

The local authority is required to consult parents and carers to receive their allocation. Local authorities should use the box to the right to confirm that they have consulted with parents and carers about their plan and projects and complete the 'Consultation form' below.	The local authority has consulted parents and carers

Project information form

Provision					Investment in additional places (£)		Number of additional places			Investment in facilities (£)		Total (£)	Additional Information about each project	
Provision URN	**Provision name and address**	Provision category	Ofsted Judgement	Age range for project	Special provision fund investment in additional places	Other investment in additional places	Special provision fund additional planned places	Other investment additional planend places	Total additional planned places	Special provision fund investment in facilities	Other investment in facilities	**Total investment in project**	Type of SEN or disability that project is designed to meet.	LAs should use this section of the table to set out more details about the aims of the project. Beyond this further information can be listed in their strategic plan or directly on their local offer page.
110576	Pebble Brook School Churchill Avenue Aylesbury Buckinghamshire HP21 8LZ	Special provision	Good	Secondary	£1,500,000	£200,000			0			£1,700,000	MLD	Proposed modular build to replace former boarding/sixth form block (subject to the outcome of the current consultation to close the boarding from July 2018). The proposed new building will provide new fit for purpose classrooms, group spaces and toilets. Tenders have been returned. Tenders were higher than the anticipated forecast budget so the budget has been uplifted, in addition the LA is contributing £200k from other funding sources. The main works contract has been entered into. Works commenced on site in February 2020 and completed October 2020.
110578	Chilternwood School	Special provision	Good	Primary	£98,806		12		12			£98,806	ASD:SLCN	The school intake has increased significantly over the last 3 years and due to rising numbers across the county the school has increased its intake and is now in the position where from 18/19 the school will need to reduce its admission by one form of entry . The proposal seeks to upgrade former boarding accommodation into teaching space to enable the school to continue to take accommodate the current level of children. Project is complete.
110579	Stony Dean School Orchard End Avenue Pineapple Road Amersham Buckinghamshire HP7 9JW	Special provision	Outstanding	Post-16	£700,334		8		8			£700,334	MLD: ASD: SLCN	Proposed new Sixth form centre modular building. The current building which houses the 6th form provision is only big enough to accommodate 22 students. Therefore by 2019/20 the school would have to refuse places for 8 students if additional accommodation is not provided. Planing consent has been obtained. The D&B contractor has been appointed and works commenced on site in January 2020 and completed August 2020. Costs increased slightly from the initial forecast owing to some additional external works needing to be undertaken.
131933	Westfield School Highfield Road Bourne End Buckinghamshire SL8 5BE	Special provision	Good	Primary	£1,109,840		20		20			£1,109,840	SEMH:ASD	It is proposed to increase the capacity at the school from 50 places to 70. Additional classroom space and office facilities are proposed. Costs estimates have been produced and will be published once procurement process is complete. Planning consent has been secured. Project started on site in June 2020 and completed March 2021.
tbc	New Kingsbrook Secondary School - SEN Unit	Special unit or resourced provision	Not inspected by Ofsted	Secondary	£150,000	£1,700,582	32		32			£1,850,582	SEMH	It is proposed that a SEMH/ASD SEN Unit be included within the proposed new secondary school on the Kingsbrook development in Aylesbury. The ARP will be catering for 32 students. This proposal will form part of the detailed design phase for the new secondary school on the Kingsbrook development that is due to open in September 2022. Costs associated with the ARP will be developed alongside the detailed design work for the new school. A contribution of £150k is being allocated towards the accommodation provision.
142695	Chiltern Way Academy Church Lane, Wendover, Aylesbury, Buckinghamshire, HP22 6NL	Special provision	Good	Primary	£600,000		42		42			£600,000	SEMH	The School had a business case approvedby the DfE to expand to take children from the age of 4. The provision is located at the Bierton Hill site which was previously used as a temporary location for a secondary school whist their new school was being built. Following the decant of the secondary school to its new buildings internal works were undertaken at Bierton Hill to make it fit for purpose for a primary SEN School. Capital works were undertaken through the summer 2019 and the new provision opened in September 2019.
	Sir Thomas Freemantle	Mainstream provision (not unit)	Good	Secondary	£20,000	£10,000			0			£30,000		Sir Thomas Freemantle School are working with the LA to develop their own SEMH provision, but also to provide provision across the authority. The School wish to erect a standalone building to create a hub to support these pupils and develop a centre of excellence. The room will be used for a variety of interventions such as meetings with a counsellor or therapists, offering the necessary privacy and calm environment. Planning application has been submitted and it is anticipated that the new provision will be in place for September 2021.
	Heritage House	Special provision	Good	Primary and secondary	£10,000		10		10			£10,000	Profound, Servere, Complex Need	Heritage House School has agreed to take additional pupils into the school to meet additional need for SEN places. In order to accommodate the additional children the school have had to create an additional class. As a result the school has incurred setup costs which include reconfiguring a class area; ICT equipment; furniture; and, some resources.

Click here if you would like to add a new row

Consultation form

Consultation for all projects: list the groups that the local authority has consulted with and the date of the conversation.
Local authorities are required to consult with parents and carers and should consult with other groups about how they plan to use their funding and set out information in the box below before they will receive their allocation.

Group	**Date and method of discussion i.e. meeting or online consultation**	**Topic(s) of discussion**	Outcome including any changes as a result of the consultation	

Headteachers of schools listed above	Individual meetings held: Stony Dean Westfield School Chilternwood Pebble Brook Chiltern Hills Academy	Issues around current accommodation and admission number were discussed and impact of this on being able to meet current a future need.	Meetings informed possible options re accommodation need and current pressure.	
Inclusion Hub Group - Strand 3	Discussion with head teachers from Special schools & independent sector	Discussion of increase in places acros the special school sector, including the lack of places in 6th form provision. Refurbishment of previopus boarding facility which has closed at Chilternwood school, to creat additional classroom capacity to prevent reduction in admission to the school	Positive and supportive response from group	
All Buckinghamshire Schools and chairs of governing boards	Entered onto Schools Bulletin week beginning 12 March 2018	Details of the proposals was made available via a link and response details, including a web address.	No negative feedback received	
Special school head teachers meeting	Shared on the 7th March 2018	Plan was shared with the schools no issues raised	No negative feedback received	
FACT Bucks	Circulate to parent/carer group for parents views. March 2018	Plan was shared with FACT Bucks no issues raised	No negative feedback received	
To be entered onto "Have your Say" on Buckinghamshire Coutny Council website on 12 March 2018	Website available to all Buckinghamshire residents	A public consultation webpage was set up on BCC website it ran from Monday 12th March 2018 to Monday 23rd April 2018, this was shared with all schools and was publised to parents/carers and pupils at the schools. No responses were received to the consultation. See attached link https://democracy.buckscc.gov.uk/mgConsultationDisplay.aspx?ID=6363. The Bucks Free Press ran a positive article on the proposals within the consultation.	No responses received to the consultation but positive press coverage. No requirement to make any changes to the plan	
SEN Sufficiency Strategy	Consultation	SEN Sufficiency Strategy is being drafted and will be consulted upon over the next few months. Any future capital funding proposals will be informed by the strategy.		
Ongoing discussions at various Inclusion Hub and SEN School meetings over the past year.	Various meetings	Sufficiency strategy discussed and capital plans, no issues raised. There have been ongoing discussions with Chiltern Hills Academy regarding the need for an ARP at the school and this will be further reviewed as part of the on-going sufficiency strategy. A piece of work is also currently underway with the schools to review current capacity at each school to inform future proposals and the use of the balance of funding.	Schools remain engaged in all plans/proposals	
Chiltern Way Academy	Consultation	A public consultation was undertaken from 29.01.19 to 5.03.19. Consultation included staff, students, parents/carers, neighbouring LAs, MPs, union reps, neighbours. 199 responses were received 192 in favour (96%), 4 against and 3 neutral. The overwhelming majority of responses were positive. Other schools recognised the potential benefits for reducing out of county placements and retaining young people within Bucks provision. A business case was submitted to the RSC by the Academy to approve the new provision. This was approved in April 2019.	New provision opened in September 2019	

Click here if you would like to add a new row

Buckinghamshire

Special provision fund capital plan

		Total planned investment in additional places	£6,099,562	Total planned investment to improve existing schools' facilities	£0
		Total planned number of additional places	124	Total planned number of improvement projects	0
Special provision fund allocation	**£4,199,159**	£s investment for planned additional places	£4,188,980	£s investment in facilities	£0
		No. of additional places planned	124	No. of facilities improvement projects	0
Other funding other than the SEND capital allocation (where applicable)	**£0**	£s investment for planned additional places	£1,910,582	£s investment in facilities	£0
		No. of additional places planned	0	No. of facilities improvement projects	0

More information about investment in provision for pupils with education, health and care (EHC) plans up until 2021

New places

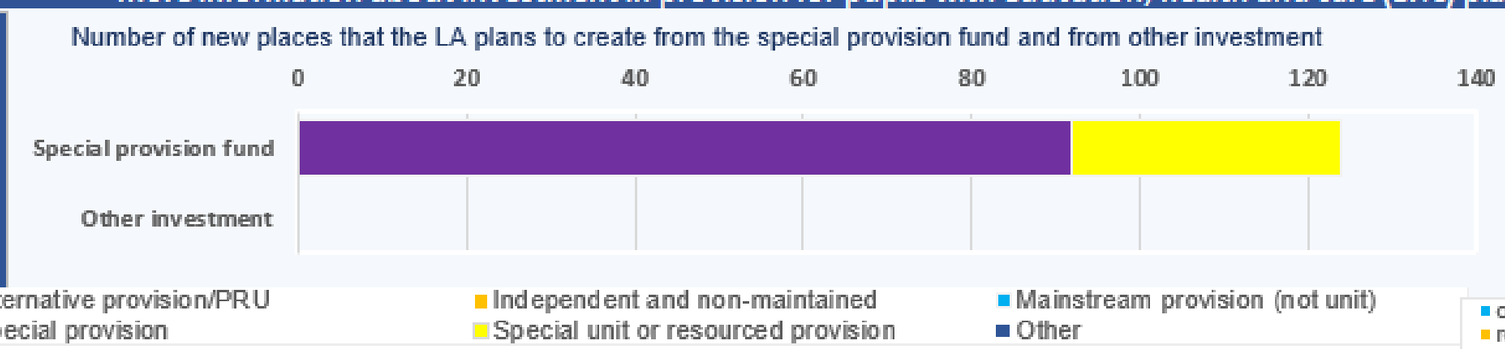

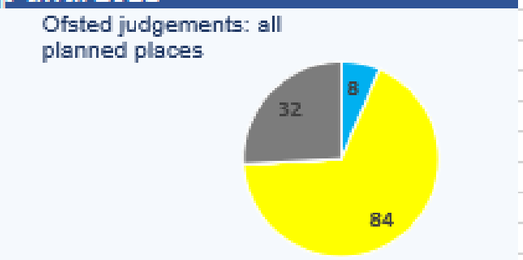

Improvements to facilities

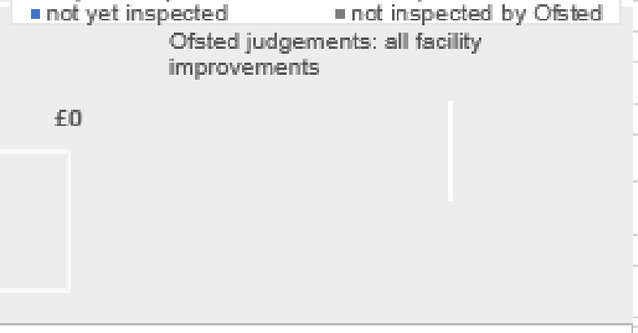

The special provision fund is to support local authorities to grow and improve provision to benefit pupils with EHC plans. The fund can be used to create new places and improve facilities for pupils with special educational needs and disabilities at existing schools. For more details see: https://www.gov.uk/government/publications/send-provision-capital-funding-for-pupils-with-ehc-plans.

Spreadsheet workings

Local authority:	**Buckinghamshire**
Local authority's special provision fund allocation	£2,473,477
Other investment the local authority plans to make in SEND capital	£1,910,582

Investment by quality

	Investment in new places		Investment in facilities improvements			No. of places created from:		Places
Quality (Ofsted rating)	provision fund	Other investment	provision fund	Other investment	Total investment	Special provision fund	Other investment	places planned
outstanding	£700,334	£0	£0	£0	£0	8	0	8
good	£3,338,646	£210,000	£0	£0	£0	84	0	84
requires improvement	£0	£0	£0	£0	£0	0	0	0
inadequate	£0	£0	£0	£0	£0	0	0	0
not yet inspected	£0	£0	£0	£0	£0	0	0	0
not inspected by Ofsted	£150,000	£1,700,582	£0	£0	£0	32	0	32
Total	**£4,188,980**	**£1,910,582**	**£0**	**£0**	**£0**	**124**	**0**	**124**

Investment by provision type

	Investment in new places		Investment in facilities improvements			No. of places created from:		Places
Provision type	provision fund	Other investment	provision fund	Other investment	Total investment	Special provision fund	Other investment	places planned
Alternative provision/PRU	£0	£0	£0	£0	£0	0	0	0
Independent and non-maintained	£0	£0	£0	£0	£0	0	0	0
Mainstream provision (not unit)	£20,000	£10,000	£0	£0	£0	0	0	0
Special provision	£4,018,980	£200,000	£0	£0	£0	92	0	92
Special unit or resourced provision	£150,000	£1,700,582	£0	£0	£0	32	0	32
Other	£0	£0	£0	£0	£0	0	0	0
Total	**£4,188,980**	**£1,910,582**	**£0**	**£0**	**£0**	**124**	**0**	**124**

Provision

Lists of categories			Ofsted inspection judgment
Groups to select from	Sub-groups		Outstanding
Provision category	Provision type		Good
Alternative provision/PRU	Academy (or free school) Alternative provision		Requires Improvement
	Pupil referral unit (LA maintained)		Inadequate
Independent and non-maintained	Independent school		Not yet inspected
	Non-Maintained Special School		Not inspected by Ofsted
	Other independent special school		
Mainstream provision (not unit)	Academy (or free school) 16-19 (mainstream)		
	Academy or free school (mainstream)		
	Maintained school (including community, foundation school)		
	LA nursery school		
	Studio school		
	University technical college		
Special provision	Academy (or free school) special		
	Maintained special school (including community and foundations schools)		
Special unit or resourced provision	Special unit/ resourced provision at academy		
	Special unit/ resourced provision at free school		
	Special unit/ resourced provision at other school		
Other	Other school		
	Other nursery or early years provision		
	Other sixth-form or FE college		

Provision category
Alternative provision/PRU
Independent and non-maintained
Mainstream provision (not unit)
Special provision
Special unit or resourced provision
Other

Age range
Under 5s
Primary
Secondary
Primary and secondary
Post-16
Secondary and post-16
Primary, secondary and post-16
Other category in 0-25 age range (please specify in project [illegible])

	Allocations	Copied from https://www.gov.uk/government/publications/send-provision-capital-funding-for-pupils-with-ehc-plans at 20 March 2017							
Special provision fund: Allocation for local authorities from 2018/19 to 2020/21									
Published March 2017 Updated January 2019									
LA Number	**Local Authority name**	**2018/19**	**2019/20**	**2020/21**	**LAs total allocation**	**£50m top-up announced May 2018**	**£100m top-up announced December 2018**	**New total allocation**
	Totals	**£ 71,666,667**	**£ 71,666,667**	**£ 71,666,667**	**£ 215,000,000**	**£ 50,000,000**	**£ 100,000,000**	**£ 365,000,000**
	SELECT LOCAL AUTHORITY							
301	Barking and Dagenham	£ 945,716	£ 945,716	£ 945,716	£ 2,837,147	£ 659,802	£ 1,319,603	£ 4,816,552
302	Barnet	£ 1,001,778	£ 1,001,778	£ 1,001,778	£ 3,005,335	£ 698,915	£ 1,397,830	£ 5,102,080
370	Barnsley	£ 260,425	£ 260,425	£ 260,425	£ 781,276	£ 181,692	£ 363,384	£ 1,326,353
800	Bath and North East Somerset	£ 192,331	£ 192,331	£ 192,331	£ 576,994	£ 134,185	£ 268,369	£ 979,548
822	Bedford	£ 309,620	£ 309,620	£ 309,620	£ 928,861	£ 216,014	£ 432,028	£ 1,576,903
303	Bexley	£ 684,008	£ 684,008	£ 684,008	£ 2,052,025	£ 477,215	£ 954,430	£ 3,483,670
330	Birmingham	£ 1,423,958	£ 1,423,958	£ 1,423,958	£ 4,271,875	£ 993,459	£ 1,986,919	£ 7,252,254
889	Blackburn with Darwen	£ 166,667	£ 166,667	£ 166,667	£ 500,000	£ 116,279	£ 232,558	£ 848,837
890	Blackpool	£ 166,667	£ 166,667	£ 166,667	£ 500,000	£ 116,279	£ 232,558	£ 848,837
350	Bolton	£ 275,943	£ 275,943	£ 275,943	£ 827,830	£ 192,519	£ 385,037	£ 1,405,387
837	Bournemouth	£ 317,883	£ 317,883	£ 317,883	£ 953,650	£ 221,779	£ 443,558	£ 1,618,988
867	Bracknell Forest	£ 250,927	£ 250,927	£ 250,927	£ 752,781	£ 175,065	£ 350,131	£ 1,277,977
380	Bradford	£ 219,322	£ 219,322	£ 219,322	£ 657,967	£ 153,016	£ 306,031	£ 1,117,013
304	Brent	£ 569,222	£ 569,222	£ 569,222	£ 1,707,666	£ 397,132	£ 794,263	£ 2,899,061

846	Brighton and Hove	£	166,667	£	166,667	£	166,667	£	500,000	£	116,279	£	232,558	£	848,837
801	Bristol, City of	£	840,522	£	840,522	£	840,522	£	2,521,565	£	586,411	£	1,172,821	£	4,280,797
305	Bromley	£	865,510	£	865,510	£	865,510	£	2,596,530	£	603,844	£	1,207,688	£	4,408,062
825	Buckinghamshire	£	824,492	£	824,492	£	824,492	£	2,473,477	£	575,227	£	1,150,454	£	4,199,159
351	Bury	£	194,899	£	194,899	£	194,899	£	584,698	£	135,976	£	271,953	£	992,628
381	Calderdale	£	166,667	£	166,667	£	166,667	£	500,000	£	116,279	£	232,558	£	848,837
873	Cambridgeshire	£	832,763	£	832,763	£	832,763	£	2,498,290	£	580,998	£	1,161,995	£	4,241,283
202	Camden	£	437,500	£	437,500	£	437,500	£	1,312,501	£	305,233	£	610,466	£	2,228,199
823	Central Bedfordshire	£	549,727	£	549,727	£	549,727	£	1,649,181	£	383,530	£	767,061	£	2,799,772
895	Cheshire East	£	197,897	£	197,897	£	197,897	£	593,690	£	138,067	£	276,135	£	1,007,892
896	Cheshire West and Chester	£	180,459	£	180,459	£	180,459	£	541,376	£	125,902	£	251,803	£	919,081
908	Cornwall	£	637,772	£	637,772	£	637,772	£	1,913,315	£	444,957	£	889,914	£	3,248,187
840	County Durham	£	430,930	£	430,930	£	430,930	£	1,292,789	£	300,649	£	601,297	£	2,194,735
331	Coventry	£	775,574	£	775,574	£	775,574	£	2,326,723	£	541,098	£	1,082,197	£	3,950,018
306	Croydon	£	968,855	£	968,855	£	968,855	£	2,906,564	£	675,945	£	1,351,890	£	4,934,399
909	Cumbria	£	166,667	£	166,667	£	166,667	£	500,000	£	116,279	£	232,558	£	848,837
841	Darlington	£	166,667	£	166,667	£	166,667	£	500,000	£	116,279	£	232,558	£	848,837
831	Derby	£	275,162	£	275,162	£	275,162	£	825,487	£	191,974	£	383,947	£	1,401,408
830	Derbyshire	£	427,606	£	427,606	£	427,606	£	1,282,819	£	298,330	£	596,660	£	2,177,809
878	Devon	£	749,285	£	749,285	£	749,285	£	2,247,854	£	522,757	£	1,045,513	£	3,816,123
371	Doncaster	£	166,667	£	166,667	£	166,667	£	500,000	£	116,279	£	232,558	£	848,837

835	Dorset	£	338,318	£	338,318	£	338,318	£	1,014,953	£	236,036	£	472,071	£	1,723,059
332	Dudley	£	243,843	£	243,843	£	243,843	£	731,530	£	170,123	£	340,247	£	1,241,900
307	Ealing	£	480,478	£	480,478	£	480,478	£	1,441,435	£	335,218	£	670,435	£	2,447,088
811	East Riding of Yorkshire	£	166,667	£	166,667	£	166,667	£	500,000	£	116,279	£	232,558	£	848,837
845	East Sussex	£	603,659	£	603,659	£	603,659	£	1,810,978	£	421,158	£	842,315	£	3,074,451
308	Enfield	£	851,655	£	851,655	£	851,655	£	2,554,966	£	594,178	£	1,188,356	£	4,337,500
881	Essex	£	1,916,013	£	1,916,013	£	1,916,013	£	5,748,038	£	1,336,753	£	2,673,506	£	9,758,297
390	Gateshead	£	166,667	£	166,667	£	166,667	£	500,000	£	116,279	£	232,558	£	848,837
916	Gloucestershire	£	650,092	£	650,092	£	650,092	£	1,950,276	£	453,553	£	907,105	£	3,310,934
203	Greenwich	£	680,999	£	680,999	£	680,999	£	2,042,998	£	475,116	£	950,232	£	3,468,346
204	Hackney	£	662,722	£	662,722	£	662,722	£	1,988,167	£	462,364	£	924,729	£	3,375,260
876	Halton	£	166,667	£	166,667	£	166,667	£	500,000	£	116,279	£	232,558	£	848,837
205	Hammersmith and Fulham	£	166,667	£	166,667	£	166,667	£	500,000	£	116,279	£	232,558	£	848,837
850	Hampshire	£	1,262,401	£	1,262,401	£	1,262,401	£	3,787,204	£	880,745	£	1,761,490	£	6,429,439
309	Haringey	£	212,735	£	212,735	£	212,735	£	638,205	£	148,420	£	296,840	£	1,083,465
310	Harrow	£	620,576	£	620,576	£	620,576	£	1,861,727	£	432,960	£	865,920	£	3,160,607
805	Hartlepool	£	166,667	£	166,667	£	166,667	£	500,000	£	116,279	£	232,558	£	848,837
311	Havering	£	857,386	£	857,386	£	857,386	£	2,572,158	£	598,176	£	1,196,353	£	4,366,687
884	Herefordshire	£	166,667	£	166,667	£	166,667	£	500,000	£	116,279	£	232,558	£	848,837
919	Hertfordshire	£	2,197,225	£	2,197,225	£	2,197,225	£	6,591,674	£	1,532,947	£	3,065,895	£	11,190,516
312	Hillingdon	£	971,964	£	971,964	£	971,964	£	2,915,892	£	678,114	£	1,356,229	£	4,950,234

313	Hounslow	£	721,493	£	721,493	£	721,493	£	2,164,479	£	503,367	£	1,006,734	£	3,674,580
921	Isle of Wight	£	166,667	£	166,667	£	166,667	£	500,000	£	116,279	£	232,558	£	848,837
206	Islington	£	442,449	£	442,449	£	442,449	£	1,327,346	£	308,685	£	617,370	£	2,253,401
207	Kensington and Chelsea	£	166,667	£	166,667	£	166,667	£	500,000	£	116,279	£	232,558	£	848,837
886	Kent	£	2,192,655	£	2,192,655	£	2,192,655	£	6,577,964	£	1,529,759	£	3,059,518	£	11,167,240
810	Kingston upon Hull, City of	£	233,139	£	233,139	£	233,139	£	699,417	£	162,655	£	325,310	£	1,187,382
314	Kingston upon Thames	£	562,816	£	562,816	£	562,816	£	1,688,448	£	392,662	£	785,325	£	2,866,435
382	Kirklees	£	352,244	£	352,244	£	352,244	£	1,056,732	£	245,752	£	491,503	£	1,793,987
340	Knowsley	£	166,667	£	166,667	£	166,667	£	500,000	£	116,279	£	232,558	£	848,837
208	Lambeth	£	393,909	£	393,909	£	393,909	£	1,181,726	£	274,820	£	549,640	£	2,006,187
888	Lancashire	£	683,200	£	683,200	£	683,200	£	2,049,599	£	476,651	£	953,302	£	3,479,552
383	Leeds	£	1,079,029	£	1,079,029	£	1,079,029	£	3,237,086	£	752,811	£	1,505,621	£	5,495,518
856	Leicester	£	524,723	£	524,723	£	524,723	£	1,574,169	£	366,086	£	732,172	£	2,672,426
855	Leicestershire	£	709,069	£	709,069	£	709,069	£	2,127,208	£	494,700	£	989,399	£	3,611,307
209	Lewisham	£	773,333	£	773,333	£	773,333	£	2,319,998	£	539,534	£	1,079,069	£	3,938,602
925	Lincolnshire	£	771,412	£	771,412	£	771,412	£	2,314,235	£	538,194	£	1,076,388	£	3,928,817
341	Liverpool	£	514,482	£	514,482	£	514,482	£	1,543,445	£	358,941	£	717,882	£	2,620,268
821	Luton	£	429,455	£	429,455	£	429,455	£	1,288,366	£	299,620	£	599,240	£	2,187,226
352	Manchester	£	831,145	£	831,145	£	831,145	£	2,493,435	£	579,869	£	1,159,737	£	4,233,041
887	Medway	£	459,325	£	459,325	£	459,325	£	1,377,974	£	320,459	£	640,918	£	2,339,352
315	Merton	£	491,430	£	491,430	£	491,430	£	1,474,291	£	342,858	£	685,717	£	2,502,866
806	Middlesbrough	£	166,667	£	166,667	£	166,667	£	500,000	£	116,279	£	232,558	£	848,837
826	Milton Keynes	£	635,366	£	635,366	£	635,366	£	1,906,098	£	443,279	£	886,557	£	3,235,934

391	Newcastle upon Tyne	£	314,415	£	314,415	£	314,415	£	943,246	£	219,359	£	438,719	£	1,601,324
316	Newham	£	746,760	£	746,760	£	746,760	£	2,240,279	£	520,995	£	1,041,990	£	3,803,265
926	Norfolk	£	908,832	£	908,832	£	908,832	£	2,726,497	£	634,069	£	1,268,138	£	4,628,705
812	North East Lincolnshire	£	166,667	£	166,667	£	166,667	£	500,000	£	116,279	£	232,558	£	848,837
813	North Lincolnshire	£	166,667	£	166,667	£	166,667	£	500,000	£	116,279	£	232,558	£	848,837
802	North Somerset	£	260,161	£	260,161	£	260,161	£	780,484	£	181,508	£	363,016	£	1,325,007
392	North Tyneside	£	166,667	£	166,667	£	166,667	£	500,000	£	116,279	£	232,558	£	848,837
815	North Yorkshire	£	166,667	£	166,667	£	166,667	£	500,000	£	116,279	£	232,558	£	848,837
928	Northamptonshire	£	940,581	£	940,581	£	940,581	£	2,821,743	£	656,219	£	1,312,439	£	4,790,401
929	Northumberland	£	166,667	£	166,667	£	166,667	£	500,000	£	116,279	£	232,558	£	848,837
892	Nottingham	£	419,658	£	419,658	£	419,658	£	1,258,974	£	292,785	£	585,569	£	2,137,328
891	Nottinghamshire	£	848,601	£	848,601	£	848,601	£	2,545,802	£	592,047	£	1,184,094	£	4,321,943
353	Oldham	£	166,667	£	166,667	£	166,667	£	500,000	£	116,279	£	232,558	£	848,837
931	Oxfordshire	£	818,155	£	818,155	£	818,155	£	2,454,466	£	570,806	£	1,141,612	£	4,166,884
874	Peterborough	£	368,245	£	368,245	£	368,245	£	1,104,735	£	256,915	£	513,830	£	1,875,481
879	Plymouth	£	254,567	£	254,567	£	254,567	£	763,700	£	177,605	£	355,209	£	1,296,513
836	Poole	£	167,549	£	167,549	£	167,549	£	502,648	£	116,895	£	233,790	£	853,333
851	Portsmouth	£	256,869	£	256,869	£	256,869	£	770,608	£	179,211	£	358,422	£	1,308,242
870	Reading	£	273,710	£	273,710	£	273,710	£	821,129	£	190,960	£	381,921	£	1,394,010
317	Redbridge	£	984,636	£	984,636	£	984,636	£	2,953,908	£	686,955	£	1,373,911	£	5,014,774
807	Redcar and Cleveland	£	166,667	£	166,667	£	166,667	£	500,000	£	116,279	£	232,558	£	848,837
318	Richmond upon Thames	£	531,957	£	531,957	£	531,957	£	1,595,871	£	371,133	£	742,266	£	2,709,270
354	Rochdale	£	166,667	£	166,667	£	166,667	£	500,000	£	116,279	£	232,558	£	848,837
372	Rotherham	£	166,667	£	166,667	£	166,667	£	500,000	£	116,279	£	232,558	£	848,837
857	Rutland	£	166,667	£	166,667	£	166,667	£	500,000	£	116,279	£	232,558	£	848,837

355	Salford	£	421,363	£	421,363	£	421,363	£	1,264,089	£	293,974	£	587,948	£	2,146,012
333	Sandwell	£	521,462	£	521,462	£	521,462	£	1,564,386	£	363,811	£	727,621	£	2,655,818
343	Sefton	£	166,667	£	166,667	£	166,667	£	500,000	£	116,279	£	232,558	£	848,837
373	Sheffield	£	496,094	£	496,094	£	496,094	£	1,488,283	£	346,112	£	692,225	£	2,526,620
893	Shropshire	£	166,667	£	166,667	£	166,667	£	500,000	£	116,279	£	232,558	£	848,837
871	Slough	£	342,268	£	342,268	£	342,268	£	1,026,805	£	238,792	£	477,584	£	1,743,181
334	Solihull	£	278,494	£	278,494	£	278,494	£	835,481	£	194,298	£	388,596	£	1,418,374
933	Somerset	£	572,131	£	572,131	£	572,131	£	1,716,394	£	399,161	£	798,323	£	2,913,878
803	South Gloucestershire	£	398,354	£	398,354	£	398,354	£	1,195,062	£	277,921	£	555,843	£	2,028,826
393	South Tyneside	£	166,667	£	166,667	£	166,667	£	500,000	£	116,279	£	232,558	£	848,837
852	Southampton	£	408,457	£	408,457	£	408,457	£	1,225,372	£	284,970	£	569,941	£	2,080,283
882	Southend-on-Sea	£	230,167	£	230,167	£	230,167	£	690,502	£	160,582	£	321,164	£	1,172,248
210	Southwark	£	549,625	£	549,625	£	549,625	£	1,648,875	£	383,459	£	766,919	£	2,799,253
342	St Helens	£	166,667	£	166,667	£	166,667	£	500,000	£	116,279	£	232,558	£	848,837
860	Staffordshire	£	311,412	£	311,412	£	311,412	£	934,237	£	217,265	£	434,529	£	1,586,031
356	Stockport	£	321,931	£	321,931	£	321,931	£	965,792	£	224,603	£	449,206	£	1,639,601
808	Stockton-on-Tees	£	206,435	£	206,435	£	206,435	£	619,304	£	144,024	£	288,048	£	1,051,376
861	Stoke-on-Trent	£	226,044	£	226,044	£	226,044	£	678,132	£	157,705	£	315,410	£	1,151,247
935	Suffolk	£	461,376	£	461,376	£	461,376	£	1,384,127	£	321,890	£	643,780	£	2,349,798
394	Sunderland	£	166,667	£	166,667	£	166,667	£	500,000	£	116,279	£	232,558	£	848,837
936	Surrey	£	1,976,696	£	1,976,696	£	1,976,696	£	5,930,089	£	1,379,091	£	2,758,181	£	10,067,361
319	Sutton	£	616,524	£	616,524	£	616,524	£	1,849,572	£	430,133	£	860,266	£	3,139,971
866	Swindon	£	325,873	£	325,873	£	325,873	£	977,620	£	227,353	£	454,707	£	1,659,680
357	Tameside	£	211,254	£	211,254	£	211,254	£	633,762	£	147,386	£	294,773	£	1,075,921

894	Telford and Wrekin	£	166,667	£	166,667	£	166,667	£	500,000	£	116,279	£	232,558	£	848,837
883	Thurrock	£	357,094	£	357,094	£	357,094	£	1,071,283	£	249,136	£	498,271	£	1,818,690
880	Torbay	£	166,667	£	166,667	£	166,667	£	500,000	£	116,279	£	232,558	£	848,837
211	Tower Hamlets	£	1,181,120	£	1,181,120	£	1,181,120	£	3,543,359	£	824,037	£	1,648,074	£	6,015,471
358	Trafford	£	344,138	£	344,138	£	344,138	£	1,032,415	£	240,096	£	480,193	£	1,752,704
384	Wakefield	£	302,488	£	302,488	£	302,488	£	907,463	£	211,038	£	422,076	£	1,540,576
335	Walsall	£	319,229	£	319,229	£	319,229	£	957,686	£	222,718	£	445,435	£	1,625,839
320	Waltham Forest	£	518,795	£	518,795	£	518,795	£	1,556,385	£	361,950	£	723,900	£	2,642,235
212	Wandsworth	£	634,235	£	634,235	£	634,235	£	1,902,705	£	442,490	£	884,979	£	3,230,174
877	Warrington	£	173,309	£	173,309	£	173,309	£	519,928	£	120,913	£	241,827	£	882,669
937	Warwickshire	£	424,524	£	424,524	£	424,524	£	1,273,573	£	296,180	£	592,359	£	2,162,112
869	West Berkshire	£	166,667	£	166,667	£	166,667	£	500,000	£	116,279	£	232,558	£	848,837
938	West Sussex	£	1,085,114	£	1,085,114	£	1,085,114	£	3,255,342	£	757,056	£	1,514,112	£	5,526,510
213	Westminster	£	479,801	£	479,801	£	479,801	£	1,439,404	£	334,745	£	669,490	£	2,443,639
359	Wigan	£	166,667	£	166,667	£	166,667	£	500,000	£	116,279	£	232,558	£	848,837
865	Wiltshire	£	266,978	£	266,978	£	266,978	£	800,933	£	186,263	£	372,527	£	1,359,723
868	Windsor and Maidenhead	£	240,924	£	240,924	£	240,924	£	722,772	£	168,086	£	336,173	£	1,227,031
344	Wirral	£	166,667	£	166,667	£	166,667	£	500,000	£	116,279	£	232,558	£	848,837
872	Wokingham	£	265,760	£	265,760	£	265,760	£	797,281	£	185,414	£	370,828	£	1,353,524
336	Wolverhampton	£	386,190	£	386,190	£	386,190	£	1,158,571	£	269,435	£	538,870	£	1,966,876
885	Worcestershire	£	361,888	£	361,888	£	361,888	£	1,085,665	£	252,480	£	504,960	£	1,843,105
816	York	£	196,926	£	196,926	£	196,926	£	590,779	£	137,390	£	274,781	£	1,002,950
900	Example LA	£	36,852	£	110,556	£	331,667	£	995,000						

Consultation The local authority has consulted parents and carers The local authority is or will be consulting parents and carers and will republish this plan before receiving their allocation Confirm either that the LA has or will be consulting parents and carers
Limits set on cells
Input form, project information form: rows I and J have an entry limit of 200 places Input form, project information form: row L has an expenditure limit of the selected special provision fund allocation i.e. the LA cannot invest more special provision fund money that it will receive investment i.e. the LA cannot type that they will invest more in one project than the total sum of their expenditure Input form, L7: Conditional formatting if rows Input form, project information form: Word limits of 200 characters to row O Input form, project information form: Word limits of 600 characters to row P Input form, consultation form: Word limits of 200 characters to row B Input form, consultation form: Word limits of 200 characters to row D Input form, consultation form: Word limits of 600 characters to row F Input form, consultation form: Word limits of 600 characters to row N